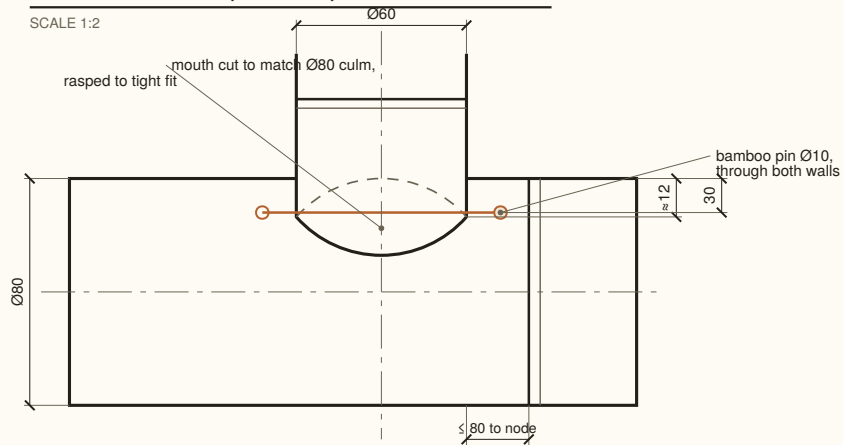


01 FISH-MOUTH (SADDLE) JOINT

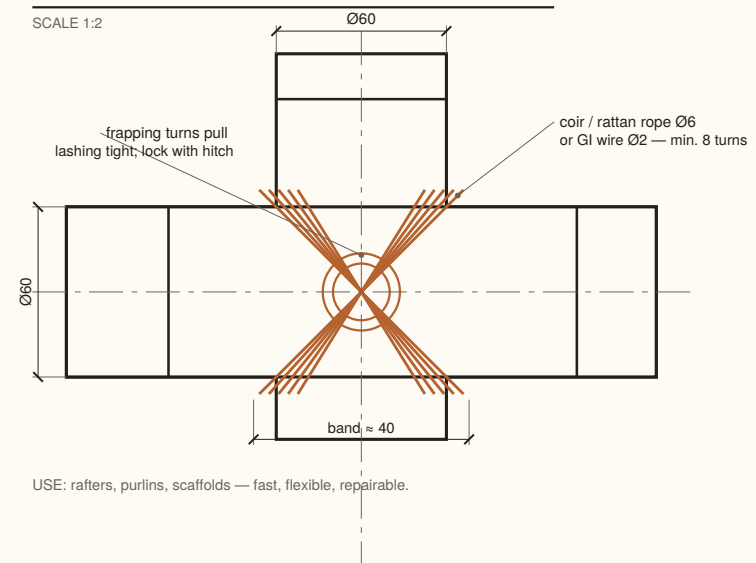
SCALE 1:2



USE: post-to-beam connections in wall and floor frames.

02 LASHED / TIED JOINT

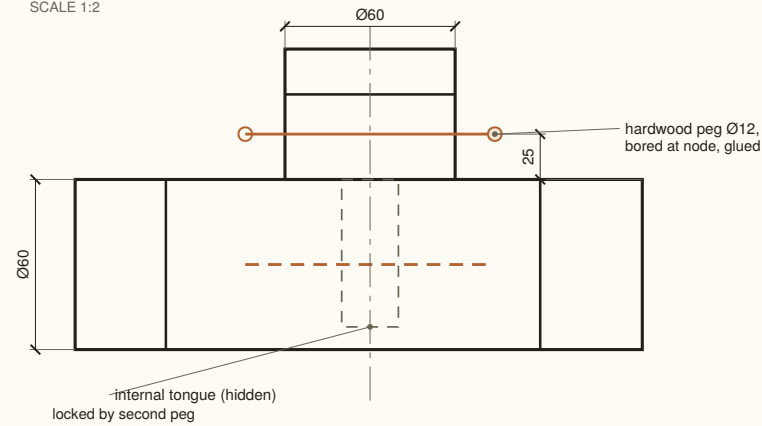
SCALE 1:2



USE: rafters, purlins, scaffolds — fast, flexible, repairable.

03 PEGGED / DOWEL JOINT

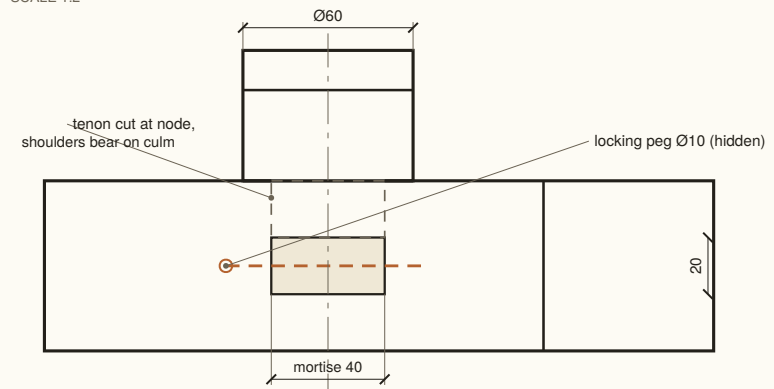
SCALE 1:2



USE: furniture frames, trusses — resists pull-out.

04 MORTISE & TENON JOINT

SCALE 1:2



USE: heavy frames, door & window openings — strongest traditional bamboo connection.

GENERAL NOTES

1. Use mature culms, 3–5 years old; harvest in dry season.
2. Treat all bamboo (borax–boric soak / smoking / water seasoning) before assembly. No untreated bamboo.
3. Make every cut and bore close to a NODE — never through the middle of an internode.
4. Pegs and dowels: seasoned hardwood or solid bamboo, $\varnothing 10$ – 12 .
5. Lashing: coir / cane / rattan rope $\varnothing 6$, or GI wire $\varnothing 2$ mm, minimum 8 turns, finished with a locking hitch.
6. Keep bamboo min. 300 mm clear of ground on stone / concrete footings; protect ends from rain with overhangs.

SM STUDIO MATRXX
Architecture Learning · Knowledge Hub

COURSE
25ARS122 · Building Materials & Construction – I

SHEET TITLE
BAMBOO JOINTS — TRADITIONAL CONSTRUCTION DETAILS

UNIT
IV — Bamboo

SCALE
1 : 2 @ A3

DRAWN
SM Studio Team

SHEET No.
SM-BMC1-U4-01

All dimensions in millimetres

CHECKED _____

REV A · For student tracing